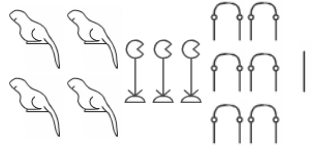



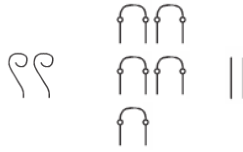
Exercice 1 : 5 points

Transcrire les nombres suivants :

a.  = 35








b.  = 403 062

c.  = 1 010 001

d. 252 = 

e. 1 111 112 = 

Rappel :

| Hiéroglyphique | Valeur |
|-------------------------------------------------------------------------------------|-----------|
|  | 1 |
|  | 10 |
|  | 100 |
|  | 1 000 |
|  | 10 000 |
|  | 100 000 |
|  | 1 000 000 |

Exercice 2 : 5 points

Transcrire les nombres suivants :

- a. LXXIV = 74
- b. MDCLXVI = 1 666
- c. LXVIII = 68
- d. DCXXVI = 626
- e. CDIV = 44

Exercice 3 : 5 points

Transcrire ces nombres en chiffres romains :

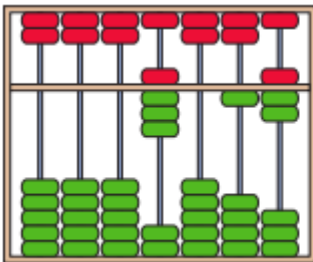
- a. 64 = LXIV
- b. 99 = XCIX
- c. 318 = CCCXVIII
- d. 825 = DCCCXXV
- e. 939 = CMXXXIX

Rappel :

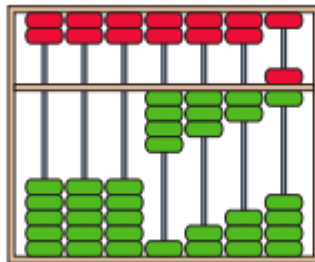
| Chiffre romain | Valeur |
|----------------|--------|
| I | 1 |
| V | 5 |
| X | 10 |
| L | 50 |
| C | 100 |
| D | 500 |
| M | 1 000 |

Exercice 4 : 3 points

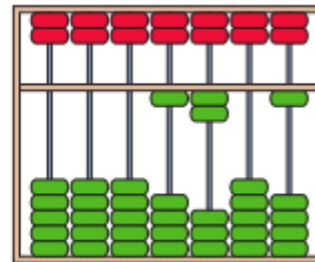
Préciser sous chaque boulier la valeur qu'il indique :



8 0 1 7



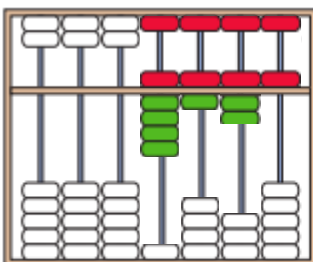
4 3 2 6



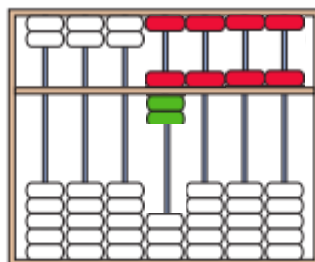
1 2 0 1

Exercice 5 : 3 points

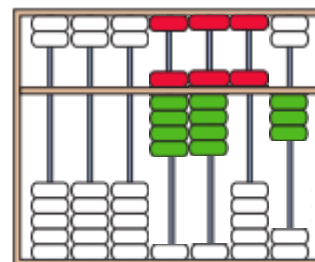
Colorier en rouge les boules que tu vas déplacer vers le centre pour obtenir les nombres inscrits sous chaque boulier :



9 675



7 555



9 953